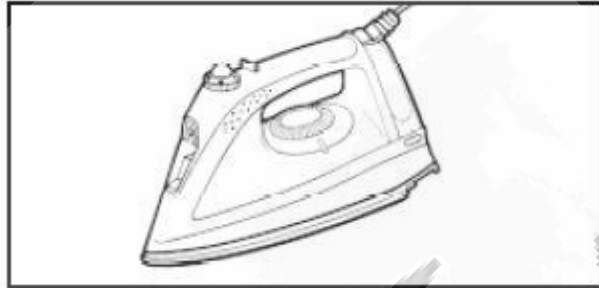


General Training Reading Sample 37

You are advised to spend 20 minutes on Questions 1-14. First, read the text below and answer Questions 1-8.

Your Moulex Iron



A Filling the reservoir

Your iron is designed to function using tap water. However, it will last longer if you use distilled water.

- Always unplug the iron before filling the reservoir.
- Always empty the reservoir after use.

B Temperature and steam control

Your Moulex iron has two buttons which control the intensity of heat produced by the iron. You can, therefore, adjust the temperature of the iron and the amount of steam being given off depending upon the type of fabric being ironed.

- Turn the steam control to the desired intensity.
- Turn the thermostat control to the desired temperature.

Important: If your iron produces droplets of water instead of giving off steam, your temperature control is set too low.

C Spray button

This button activates a jet of cold water which allows you to iron out any unintentional creases. Press the button for one second.

D Pressing button

This button activates a super shot of steam which momentarily gives you an additional 40g of steam when needed.

Important: Do not use this more than five successive times.

E Suits etc.

It is possible to use this iron in a vertical position so that you can remove creases from clothes on coathangers or from curtains. Turning the thermostat control and the steam button to maximum, hold the iron in a vertical

position close to the fabric but without touching it. Hold down the pressing button for a maximum of one second. The steam produced is not always visible but is still able to remove creases.

Important: Hold the iron at a sufficient distance from silk and wool to avoid all risk of scorching Do not attempt to remove creases from an item of clothing that is being worn, always use a coathanger.

F Auto-clean

In order that your iron does not become furred up, Moulex have integrated an auto-clean system and we advise you to use it very regularly (1-2 times per month).

-- Turn the steam control to the off position.

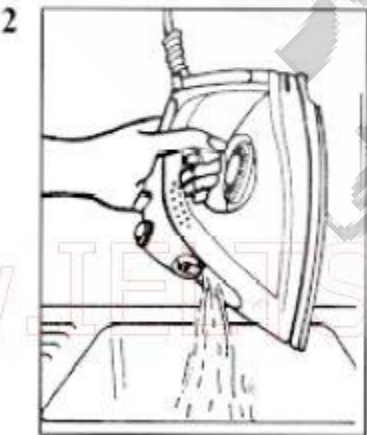
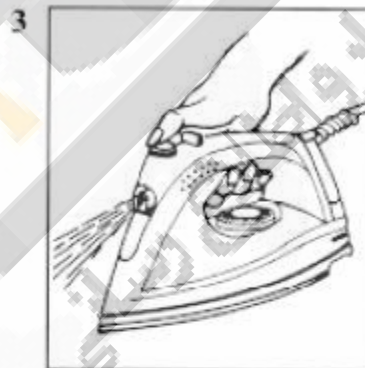
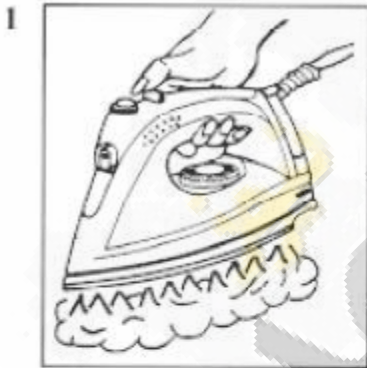
-- Fill the reservoir and turn the thermostat control to maximum.

-- As soon as the indicator light goes out, unplug the iron and, holding it over the sink, turn the steam control to auto-clean. Any calcium deposits will be washed out by the steam. Continue the procedure until the reservoir is empty.

Questions 1-4

Match the pictures below to the appropriate section in the instructions.

Write the correct letter A-F in boxes 1-4 on your answer sheet.



Questions 5-8

Answer the following questions on the Moulex iron using **NO MORE THAN THREE WORDS**. Write your answers in boxes 5-8 on your answer sheet.

- 5 What sort of water are you advised to use?
- 6 What factor makes you decide on the quantity of steam to use?
- 7 What should you do if your iron starts to drip water?
- 8 What could damage your iron if you do not clean it?

Answer:

1.D 2.A 3.C 4.E 5.distilled (water) 6.the (type of) fabric 7.turn up/ increase temperature 8. calcium deposits/ furring up